



 Ente Nazionale per l'Aviazione Civile	TR - CR - SEA SP (except for HP COMPLEX) A		<input type="checkbox"/> TYPE RATING*	
	ISSUE - REVAL. - RENEWAL SKILL TEST - PROF CHECK		<input type="checkbox"/> CLASS RATING	
			<input type="checkbox"/> SKILL TEST	<input type="checkbox"/> TRNG RCRD
CHECK LIST Ref: Appendix 9 Part FCL Reg. 1178/2011		<input type="checkbox"/> PROFICIENCY TEST		
		<input type="checkbox"/> SE	<input type="checkbox"/> ME	<input type="checkbox"/> SEA







A	APPLICANT DETAILS				
Applicant last name(s)		Licence type		Licence number	
Applicant first name(s)		ID card nr.		Signature	

CLASS RATING SEA			PRACTICAL TRAINING		CR / TR SKILL TEST or PROFICIENCY CHECK		
MANOEUVRES / PROCEDURES			<input checked="" type="checkbox"/>	N/A	PASS	FAIL	N/A
0	SECTION 0 - THEORETICAL KNOWLEDGE						
0.1	Theoretical knowledge	<input type="checkbox"/>	<input type="checkbox"/>	<input type="checkbox"/>	<input type="checkbox"/>	<input type="checkbox"/>	
Instructor initials					Examiner initials		

CLASS RATING SEA			PRACTICAL TRAINING		CR, TR SKILL TEST or PROFICIENCY CHECK		
MANOEUVRES / PROCEDURES			<input checked="" type="checkbox"/>	N/A	PASS	FAIL	N/A
1	SECTION 1 - DEPARTURE						
1.1	Pre-flight operations including: <ul style="list-style-type: none">DocumentationMass & BalanceWeather briefingNOTAM	<input type="checkbox"/>	<input type="checkbox"/>	<input type="checkbox"/>	<input type="checkbox"/>	<input type="checkbox"/>	
1.2	Pre-start checks	<input type="checkbox"/>	<input type="checkbox"/>	<input type="checkbox"/>	<input type="checkbox"/>	<input type="checkbox"/>	
1.2.1	External checks	<input type="checkbox"/>	<input type="checkbox"/>	<input type="checkbox"/>	<input type="checkbox"/>	<input type="checkbox"/>	
1.2.2	Internal checks	<input type="checkbox"/>	<input type="checkbox"/>	<input type="checkbox"/>	<input type="checkbox"/>	<input type="checkbox"/>	
1.3	Engine starting and shutdown <ul style="list-style-type: none">Normal startAbnormal start	<input type="checkbox"/>	<input type="checkbox"/>	<input type="checkbox"/>	<input type="checkbox"/>	<input type="checkbox"/>	
1.4	Taxiing	<input type="checkbox"/>	<input type="checkbox"/>	<input type="checkbox"/>	<input type="checkbox"/>	<input type="checkbox"/>	
1.5	Step taxiing	<input type="checkbox"/>	<input type="checkbox"/>	<input type="checkbox"/>	<input type="checkbox"/>	<input type="checkbox"/>	
1.6	Mooring: <ul style="list-style-type: none">BeachJetty pierBuoy	<input type="checkbox"/>	<input type="checkbox"/>	<input type="checkbox"/>	<input type="checkbox"/>	<input type="checkbox"/>	
Instructor initials					Examiner initials		







Applicant name _____



CLASS RATING SEA		PRACTICAL TRAINING		CR / TR SKILL TEST or PROFICIENCY CHECK		
MANOEUVRES / PROCEDURES		✓	N/A	PASS	FAIL	N/A
1	SECTION 1 - DEPARTURE (cont.)					
1.7	Engine-off sailing	<input type="checkbox"/>	<input type="checkbox"/>	<input type="checkbox"/>	<input type="checkbox"/>	<input type="checkbox"/>
1.8	Pre-departure checks: • Engine run up (if applicable)	<input type="checkbox"/>	<input type="checkbox"/>	<input type="checkbox"/>	<input type="checkbox"/>	<input type="checkbox"/>
1.9	Take-off procedure: • Normal with AFM flap setting • Crosswind weather permitting	<input type="checkbox"/>	<input type="checkbox"/>	<input type="checkbox"/>	<input type="checkbox"/>	<input type="checkbox"/>
1.10	Climb procedure: • Turns onto headings • Level off	<input type="checkbox"/>	<input type="checkbox"/>	<input type="checkbox"/>	<input type="checkbox"/>	<input type="checkbox"/>
1.11	ATC liaison and R/T procedure compliance	<input type="checkbox"/>	<input type="checkbox"/>	<input type="checkbox"/>	<input type="checkbox"/>	<input type="checkbox"/>
		Instructor initials		Examiner initials		
2	SECTION 2 - AIRWORK					
2.1	Straight and level flight: • At various airspeeds • Including flight at critically low airspeed • With and without flaps • Including approach to V _{mc} (when applicable)	<input type="checkbox"/>	<input type="checkbox"/>	<input type="checkbox"/>	<input type="checkbox"/>	<input type="checkbox"/>
2.2	Steep turns: • 360° • Left and right • Bank 45°	<input type="checkbox"/>	<input type="checkbox"/>	<input type="checkbox"/>	<input type="checkbox"/>	<input type="checkbox"/>
2.3	Stalls and recovery: i. Clean stall ii. Approach to stall in descending turn with approach configuration and power iii. Approach to stall in landing configuration and power iv. Approach to stall in climbing turn with take-off flap and climb power (SE aeroplane only)	<input type="checkbox"/>	<input type="checkbox"/>	<input type="checkbox"/>	<input type="checkbox"/>	<input type="checkbox"/>
2.4	ATC liaison and R/T procedure compliance	<input type="checkbox"/>	<input type="checkbox"/>	<input type="checkbox"/>	<input type="checkbox"/>	<input type="checkbox"/>
		Instructor initials		Examiner initials		
3	SECTION 3 - ENROUTE VFR PROCEDURES					
3.1	Enroute procedures including: • Flight plan • Dead reckoning • Map reading	<input type="checkbox"/>	<input type="checkbox"/>	<input type="checkbox"/>	<input type="checkbox"/>	<input type="checkbox"/>
3.2	Maintaining: • Altitude • Heading • Speed	<input type="checkbox"/>	<input type="checkbox"/>	<input type="checkbox"/>	<input type="checkbox"/>	<input type="checkbox"/>
3.3	Orientation, timing, ETA revision	<input type="checkbox"/>	<input type="checkbox"/>	<input type="checkbox"/>	<input type="checkbox"/>	<input type="checkbox"/>
		Instructor initials		Examiner initials		



Applicant name _____



CLASS RATING SEA		PRACTICAL TRAINING		CR / TR SKILL TEST or PROFICIENCY CHECK		
MANOEUVRES / PROCEDURES		✓	N/A	PASS	FAIL	N/A
3	SECTION 3 - ENROUTE VFR PROCEDURES (cont.)					
3.4	Use of radio navigation aids, if applicable	<input type="checkbox"/>	<input type="checkbox"/>	<input type="checkbox"/>	<input type="checkbox"/>	<input type="checkbox"/>
3.5	Flight management: • Flight log • Routine checks including fuel, systems and icing condition	<input type="checkbox"/>	<input type="checkbox"/>	<input type="checkbox"/>	<input type="checkbox"/>	<input type="checkbox"/>
3.6	ATC liaison and R/T procedure compliance	<input type="checkbox"/>	<input type="checkbox"/>	<input type="checkbox"/>	<input type="checkbox"/>	<input type="checkbox"/>
Instructor initials				Examiner initials		
4	SECTION 4 - ARRIVALS AND LANDINGS					
4.1	Aerodrome arrival procedure (amphibians only)	<input type="checkbox"/>	<input type="checkbox"/>	<input type="checkbox"/>	<input type="checkbox"/>	<input type="checkbox"/>
4.2	Normal landing	<input type="checkbox"/>	<input type="checkbox"/>	<input type="checkbox"/>	<input type="checkbox"/>	<input type="checkbox"/>
4.3	No flaps landing	<input type="checkbox"/>	<input type="checkbox"/>	<input type="checkbox"/>	<input type="checkbox"/>	<input type="checkbox"/>
4.4	Crosswind landing (weather permitting)	<input type="checkbox"/>	<input type="checkbox"/>	<input type="checkbox"/>	<input type="checkbox"/>	<input type="checkbox"/>
4.5	Approach and landing with idle power from up to 2 000 ft above the water >>> Note 1: Single-engine aeroplane only	<input type="checkbox"/>	<input type="checkbox"/>	<input type="checkbox"/>	<input type="checkbox"/>	<input type="checkbox"/>
4.6	Go around from minimum height	<input type="checkbox"/>	<input type="checkbox"/>	<input type="checkbox"/>	<input type="checkbox"/>	<input type="checkbox"/>
4.7	Landing operation: • Glassy water landing • Rough water landing	<input type="checkbox"/>	<input type="checkbox"/>	<input type="checkbox"/>	<input type="checkbox"/>	<input type="checkbox"/>
4.8	ATC liaison and R/T procedure compliance	<input type="checkbox"/>	<input type="checkbox"/>	<input type="checkbox"/>	<input type="checkbox"/>	<input type="checkbox"/>
Instructor initials				Examiner initials		
5	SECTION 5 - ABNORMAL AND EMERGENCY PROCEDURES >>> Note 1: This section may be combined with Sections 1 through 4					
5.1	Rejected take-off at a reasonable speed	<input type="checkbox"/>	<input type="checkbox"/>	<input type="checkbox"/>	<input type="checkbox"/>	<input type="checkbox"/>
5.2	Simulated engine failure after take-off >>> Note2 : Single-engine aeroplanes only	<input type="checkbox"/>	<input type="checkbox"/>	<input type="checkbox"/>	<input type="checkbox"/>	<input type="checkbox"/>
5.3	Simulated forced landing without power >>> Note 3: Single-engine aeroplanes only	<input type="checkbox"/>	<input type="checkbox"/>	<input type="checkbox"/>	<input type="checkbox"/>	<input type="checkbox"/>
5.4	Simulated emergencies: (i) Fire or smoke in flight (ii) Systems malfunctions as appropriate	<input type="checkbox"/>	<input type="checkbox"/>	<input type="checkbox"/>	<input type="checkbox"/>	<input type="checkbox"/>
5.5	ATC liaison and R/T procedure compliance	<input type="checkbox"/>	<input type="checkbox"/>	<input type="checkbox"/>	<input type="checkbox"/>	<input type="checkbox"/>
Instructor initials				Examiner initials		

Applicant name _____



CLASS RATING SEA		PRACTICAL TRAINING		CR / TR SKILL TEST or PROFICIENCY CHECK		
MANOEUVRES / PROCEDURES		✓	N/A	PASS	FAIL	N/A
SECTION 6 - SIMULATED ASYMMETRIC						
6	>>> Note 4: This section may be combined with Sections 1 through 5 >>> Note 5: Section 6 shall be completed to revalidate a multi-engine class rating sea, VFR only, where the required experience of 10 route sectors within the previous 12 months has not been completed.					
6.1	Simulated engine failure during take-off at a safe altitude unless carried out in an FFS or an FNPT II	<input type="checkbox"/>	<input type="checkbox"/>	<input type="checkbox"/>	<input type="checkbox"/>	<input type="checkbox"/>
6.2	Asymmetric approach and go-around	<input type="checkbox"/>	<input type="checkbox"/>	<input type="checkbox"/>	<input type="checkbox"/>	<input type="checkbox"/>
6.3	Asymmetric approach and full stop landing	<input type="checkbox"/>	<input type="checkbox"/>	<input type="checkbox"/>	<input type="checkbox"/>	<input type="checkbox"/>
6.4	ATC liaison and R/T procedure compliance	<input type="checkbox"/>	<input type="checkbox"/>	<input type="checkbox"/>	<input type="checkbox"/>	<input type="checkbox"/>
Instructor initials				Examiner initials		
B CLASS RATING INSTRUCTOR						
Instructor details (as applicable)	Name			License number		
	Signature			Location and date		
C CLASS RATING EXAMINER						
Examiner details	Name			License number		
	Signature			Location and date		

➤ END ➤

>>>>> **STANDARDIZATION REFERENCE GUIDE - NOT TO BE REPORTED TO NAA** <<<<<<

A1 APPENDIX 1 - FLIGHT TEST TOLERANCE			
Applicants shall demonstrate the ability to:			
(a)	Operate the aeroplane within its limitations		
(b)	Complete all manoeuvres with smoothness and accuracy		
(c)	Exercise good judgement and airmanship		
(d)	Apply aeronautical knowledge		
(e)	Maintain control of the aeroplane at all times in such a manner that the successful outcome of a procedure or manoeuvre is never in doubt		
(f)	Understand and apply crew coordination and incapacitation procedures, if applicable		
(g)	Communicate effectively with the other crew members, if applicable		
The following limits shall apply, corrected to make allowance for turbulent conditions and handling qualities and performance of the aeroplane used:			
HEIGHT	Generally	± 100 ft	
	Starting a go-around at DH / DA	+ 50 ft / -0 ft	
	Minimum descent height/MAPt/altitude	+ 50 ft / -0 ft	
	Simulated engine failure	± 150 ft	
TRACKING	On radio aids	± 5°	
	Angular deviations	± 1/2 scale deviation	Half-scale deflection, azimuth and glide path (e.g. LPV, ILS, MLS, GLS)
	2D (LNAV) 3D (LNAV / VNAV) linear lateral deviations	± 1/2 RNP procedure value	Cross-track error/deviation shall normally be limited to ± ½ of the RNP value associated with the procedure. Brief deviations from this standard up to a maximum of one time the RNP value are allowable.
	3D (LNAV / VNAV) linear vertical deviations	± 75 ft	Not more than – 75 ft below the vertical profile at any time, and not more than + 75 ft above the vertical profile at or below 1 000 ft above aerodrome level.
HEADING	All engine operating	± 5°	
	Simulated engine failure	± 10°	
SPEED	All engine operating	± 5 knots	
	Simulated engine failure	+ 10 knots / - 5 knots	

>>>>> **STANDARDIZATION REFERENCE GUIDE - NOT TO BE REPORTED TO NAA** <<<<<<

END